

Welcome to Year 10 Revision Evening

10th October 2019

Schedule for the Evening

- Introduction and general support advice – Ms Garrett
- Maths Revision Techniques – Ms Willhite
- Science Revision Techniques – Mrs A Fleck
- English Literature – Ms Downton
- General Revision Advice – Mr May

Ms Garrett

Head of Year 10

The Vision of the Brentford School Girl

Imagine the future Brentford girl. She thrives on challenge and a desire to fulfil her learning potential. She has high self-esteem; is able to think independently and is confident in her social and academic capability. She is emotionally aware and emotionally intelligent. She is capable and dependable. She is resourceful and inquisitive. She embraces the technological world as a global village and is ready to interact with others in the local and worldwide community. She accepts the welfare of others as her responsibility. She understands the need for sustainable living both locally and globally. She is ready for life in the future – whatever that may be.

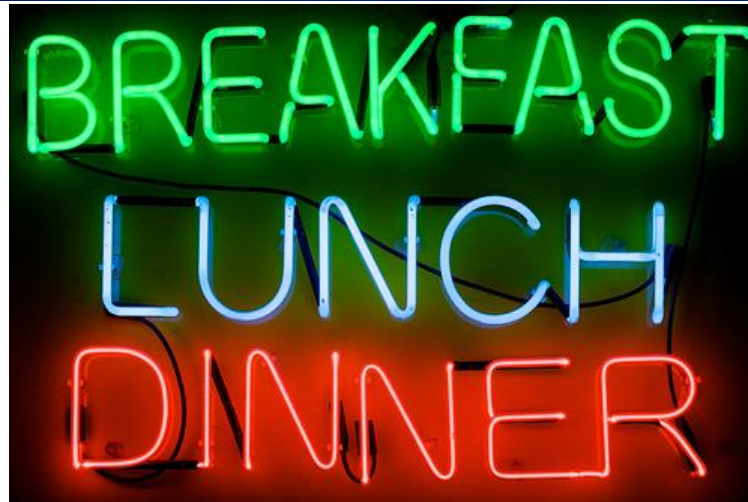
She is the centre of our vision and will remain the very core of our being and purpose.

The Challenge

- Each student on average will take the following: -
 - Core subjects (English, Maths, Science & RE)
 - Three optional subjects – either GCSE or BTEC
 - The majority of students are taking nine GCSE/BtEc courses
 - Courses generally provide increased emphasis on exams – with many assessed through exams only
 - Students will take approximately 20 examinations in Year 11

Wellbeing

Step One: Be careful about what you eat and drink



Step Two: Get enough sleep



Step Three: Take regular exercise



Step Four: Make time for fun



Step Five: Improve your study skills

Get organised for learning!



- Organise a quiet place to study
- Use the suggested revision techniques from the revision session today
- Revise regularly and often to build long-term memory

Planning will reduce stress

- Where does your time go?
 - 168 hours in the week – use them wisely
- Allocate time for essential tasks
- Schedule in time for studying – including breaks
- Schedule time for YOU e.g. relaxation, social, exercise
- Be aware of procrastination...

REMEMBER

“Procrastination is the thief of time”



Who can my daughter talk to if I am feeling stressed?

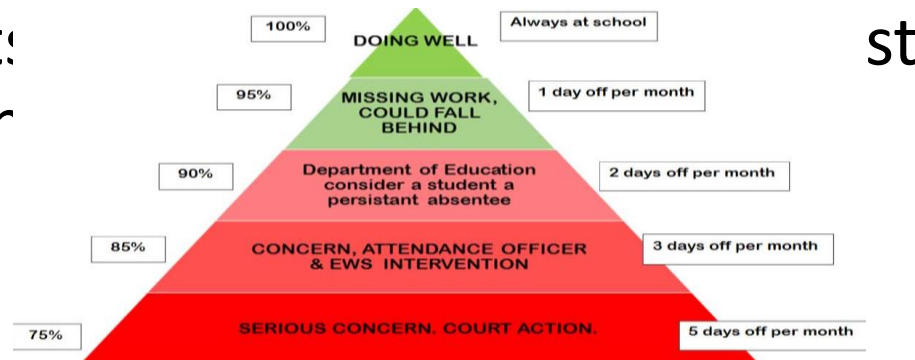
- Your tutor
- Ms Garrett
- Any member of staff you feel comfortable to talk to
- Prefects
- House captains
- HUB ambassadors and...
- ... each other

What can parents do to support from home?

- Reinforce a positive and resilient 'can do' attitude.
- Support excellent attendance to lessons and extra sessions.
- Engage with your child about their work and academic reports.
- Monitor organisation of learning equipment, revision material/timetable, deadlines and homework.
- Create an appropriate independent study area at home or support attendance to the school's study area.

Attendance & Punctuality

- Arrive to school on time each day
- Organise appointments in the evening, at weekends or during the school holidays
- Parents: morning





Ms A Willhite

Head of Mathematics

What to revise?

Grade	Hegarty	Topic	9to1 E dexcel I GCSE Nov20 18 1H	9to1 E dexcel Sum mer20 18 GCSE 2H	Conclusion
2	31	Simple HCF	-	0%**	Tested Once Only
3	103 to 110	Simple Index Form	50%*	100%*	Analyse your progress
3	97,98	Percentage Change and R...	0%***	33%**	Consistent Weakness
4	422 to 424	Two Way Tables	-	75%***	Tested Once Only
4	280 to 286	Changing the Subject of a...	0%*	-	Tested Once Only
4	534, 539	Area and Circumference of...	0%***	-	Tested Once Only
4	29, 30,32,35	Product of Prime Factors,...	-	0%*	Tested Once Only
4	218,219	Solving Simultaneous Equ...	-	0%*	Tested Once Only
4		Numeracy Problems	60%***	-	Tested Once Only
4	251	Drawing Quadratic Graphs	-	50%*	Tested Once Only
4	335 to 337	Percentage and Ratio Prob...	-	0%***	Tested Once Only
5	190 to 193	Simultaneous Equations	0%*	-	Tested Once Only
5	361 to 363	Tree Diagrams	-	0%*	Consistent Weakness
5	94	Compound Interest and De...	-	0%***	Tested Once Only
5	437 to 439	Cumulative Frequency	0%**	-	Tested Once Only
5	625,626	Vector Arithmetic	-	0%*	Tested Once Only
5	131	Estimation and Reasoning	33%**	-	Tested Once Only
5	434 to 440	Box plots	0%**	-	Tested Once Only
5		Work Rate Problems	0%*	-	Tested Once Only
5	223,224	Factorise Quadratics	0%*	-	Tested Once Only
5	288,289	Functions	-	100%*	Tested Once Only
5	645	Enlargement by a Fraction...	-	0%*	Tested Once Only

BRENTFORD SCHOOL FOR GIRLS

BRENTFORD 6th FORM

Hi Apisha

Enter your paper marks here

Or choose a past paper to access your personalised questions and solutions.

Your Virtual Exam Folder

Your Maths Matrix 

Please choose a past paper



BRENTFORD SCHOOL FOR GIRLS

BRENTFORD 6th FORM

[Home](#)
[Input your test scores](#)
[Contact](#)
[Log out](#)

★ View Paper

[Print View](#)
[View Answer](#)

$$2 \quad A = 2^3 \times 3 \times 5 \quad B = 2^2 \times 3 \times 5^2$$

(b) Write down the highest common factor (HCF) of A and B.

✕ Close

Apisha

Each column

Filter to see y

Hover over a

If you got it w

Look at the fu

Free Questions

Filter Concl

Select conclusion...

Filter Tested

☐ All
 ☒ Only Tested
 ☐ Untested

Update Results

Grade	Hegarty	Topic	9to1 Edexcel GCSE Nov2018 1H	9to1 Edexcel Summer2018 GCSE 2H	Conclusion
2	31	Simple HCF	-	100% ★★	Tested Once Only
3	103 to 110	Simple Index Form	0% ★	100% ★	Investigate your progress
3	97,98	Percentage Change and Reasoning	0% ★★★	0% ★★	Consistent Weakness
4	422 to 424	Two Way Tables	-	25% ★★★	Tested Once Only
4	280 to 286	Changing the Subject of a Formula	0% ★	-	Tested Once Only
4	534, 539	Area and Circumference of Circles	0% ★★★	-	Tested Once Only
4	29, 30,32,35	Product of Prime Factors, HCF, LCM	-	50% ★	Tested Once Only



Website Resources


GCSE Pod



Khan Academ



ActiveLearn



Edexcel GCSE (9-1) Maths

**ACTIVE
practice is**





Revision Guides



BRENTFORD SCHOOL FOR GIRLS

BRENTFORD 6th FORM


Equipment Required





Getting The BASICS Right- The Four Operations The often overlooked essentials...

- Add/Subtract whole numbers, decimal numbers.
- Long Multiplication.
- Long Division.
- Multiplication (times tables)














Developing Expertise: Have conversations about it whenever you can!

Real life context – Applying maths to real-world situations

Consumer Comparisons

	FREE Apple iPhone X 64GB Grey	 24 month contract 4G	Unlimited minutes Unlimited texts 60GB data	£58.00 per month £1392.00 total cost	 See deal
	FREE Apple iPhone X 64GB Grey	 24 month contract 4G	Unlimited minutes Unlimited texts 1GB data	£54.00 per month £1296.00 total cost	 See deal
uSwitch exclusive					
	FREE Apple iPhone X 64GB Grey	 24 month contract 4G	Unlimited minutes Unlimited texts 60GB data	£58.00 per month £1392.00 total cost	 See deal

Evaluating



£25



£26






Mrs Fleck

**Associate Assistant Headteacher –
Science**

Two routes in Science.




Combined Science
11.2, 11.3, 11.4, 11.5
& 11.6



Triple Science
11.1

Two routes in Science.



**Combined Science
11.2, 11.3, 11.4, 11.5
& 11.6**

Combined Science

- **Two GCSEs**
- **6 papers**
 - **2 Biology, 2 Chemistry and 2 Physics**
 - **All 1hr 10 min long**
- **Grades:**
 - **Double grades 9-9 to 1-1**
 - **All the marks from the exam added up**

BRENTFORD SCHOOL FOR GIRLS

BRENTFORD 6th FORM

GCSE COMBINED SCIENCE

DOUBLE AWARD GRADE COMBINATIONS



BRENTFORD SCHOOL FOR GIRLS

BRENTFORD 6th FORM

Combined Science.


Biology Topics

Paper 1: Biology 1 – topics 1-5

- Key concepts in biology
- Cells and control
- Genetics
- Natural selection and genetic modification
- Health, disease and the development of medicines

Paper 2: Biology 2 - topic 1 + topics 6-9

- Key concepts in biology
- Plant structures and their functions
- Animal coordination, control and homeostasis
- Exchange and transport in animals
- Ecosystems and material cycles



Chemistry Topics


Paper 3: Chemistry 1 – topics 1-4

- Key concepts in chemistry,
- States of matter and mixtures
- Chemical changes
- Extracting metals and equilibria

Paper 4: Chemistry 2 - topic 1 + topics 6-8

- Key concepts in chemistry
- Groups in the periodic table
- Rates of reaction and energy changes
- Fuels and Earth science

Separate Science




**Triple Science
11.1**

Combined Science

- **Three GCSEs**
- **6 papers**
 - **2 Biology, 2 Chemistry and 2 Physics**
 - **All 1hr 45 min long**
- **Grades:**
 - **Single grade 9 to 1 for each subject**

Separate Science



Biology Topics

Paper 1: topics 1-5

- Key concepts in biology
- Cells and control
- Genetics
- Natural selection and genetic modification
- Health, disease and the development of medicines

Paper 2: topic 1 + topics 6-9

- Key concepts in biology
- Plant structures and their functions
- Animal coordination, control and homeostasis
- Exchange and transport in animals
- Ecosystems and material cycles

Chemistry Topics

Paper 1: topics 1-5

- Key concepts in chemistry
- States of matter and mixtures
- Chemical changes
- Extracting metals and equilibria
- Separate chemistry 1

Paper 2: topic 1 + topics 6-8

- Key concepts in chemistry
- Groups in the periodic table
- Rates of reaction and energy changes
- Fuels and Earth science
- Separate chemistry 2

Physics Topics

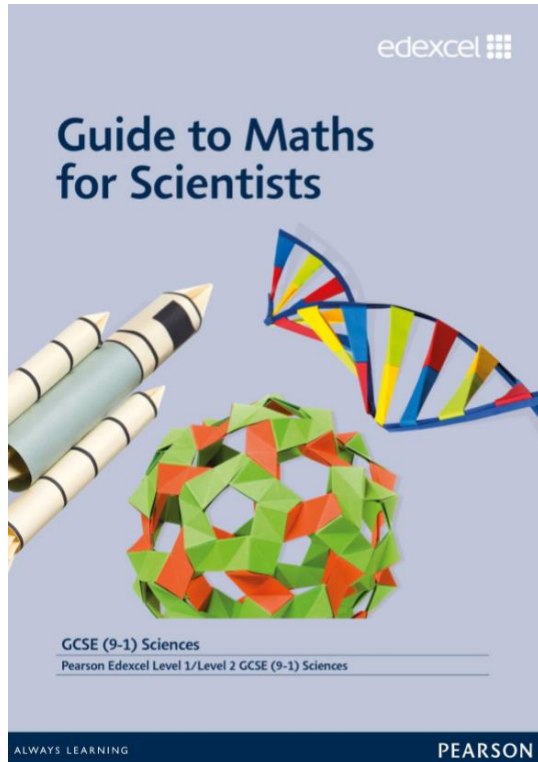
Paper 5: Physics 1 – topics 1-7

- Key concepts of physics
- Motion and forces
- Conservation of energy
- Waves
- Light and the electromagnetic spectrum
- Radioactivity
- Astronomy

Paper 6: Physics 2 - topic 1 + topics 8-15

- Key concepts of physics
- Energy - Forces doing work
- Forces and their effects
- Electricity and circuits
- Magnetism and the motor effect
- Electromagnetic induction
- Particle model
- Forces and matter

Maths in Science



20% of the qualifications will be on Mathematics in Science

- **10% in Biology papers**
- **20% in Chemistry papers**
- **30% in Physics papers**

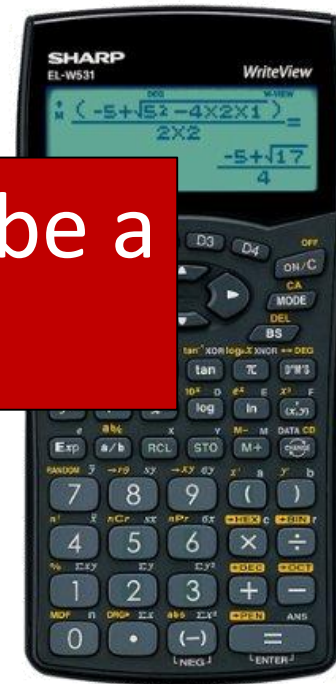
BRENTFORD SCHOOL FOR GIRLS

BRENTFORD 6th FORM


Calculators



Do not let these be a
barrier!



Practical work in Science



15% of the qualifications will be on Practicals in Science

- **Combined Science - 18 mandatory core practicals**
- **Triple Science - 24 mandatory core practicals**

PPEs


- November – Paper 1s in Biology Chemistry and Physics
- February – Paper 1s in Biology Chemistry and Physics

Support from the Science team – PPE booklet

Personalised Learning Checklists Edexcel Combined: B1 C1 P1

BRENTFORD SCHOOL FOR GIRLS

Edexcel BSGF - PPE 1 GCSE Science guide
(Biology, Chemistry and Physics Paper 1)



REVISE PRACTICE PRACTICE REPEAT

HOW TO REVISE?

Here are three steps you can use to make the best of your revision:

- **Change** – change information in your notes or text into a different form
- **Challenge** – challenge yourself by: practicing past paper questions, creating a practice exam, time yourself and set goals
- **Treats** – once you've completed a goal treat yourself, eat some of favourite food, listen some music or take your pet for a walk.

Whats in this Guide?

- ✓ Revision tips
- ✓ Command words
- ✓ How to use PLCs
- ✓ Topic PLCs: Biology paper 1, Physics paper 1 and Chemistry paper 1
- ✓ Tips on how to revise.
- ✓ PIXL GrabIT questions

For further revision support and loads of: quizzes, exam practice and revision tips

1. Log on to FROG using your school email account
2. Use helpful youtube channels such as:
 - freesciencelessons https://www.youtube.com/channel/UCpOeH4AUxw9l7z8V53_bw
 - Science and Maths by Primrose Kitten <https://www.youtube.com/channel/UC8xmB4R4QK2a0E0IwaA>
 - myGCSscience <https://www.youtube.com/user/myGCSscience>
 - studysmart: science <https://www.youtube.com/user/myGCSscience>

Go to Edexcel <https://qualifications.pearson.com/en/qualifications/edexcel-acces/sciences-2016>

Personalised Learning Checklists Edexcel Combined: B1 C1 P1

KNOW IT

Know the **command words** used by examiners. They tell you what to do and how to approach your answer to a question. Different command words have different meanings, so always make sure you identify them as soon as you read a question. Highlight or underline them if that helps.

Command word	Definition
Calculate	Use the information given to work out an answer. You may need to use a formula.
Compare	Look at two or more things and say how they are the same or different.
Construct	Put together a model or diagram from the information given.
Describe	Give a detailed account of something.
Determine	Find out the answer to a question by using a method.
Draw	Make a picture or diagram.
Estimate	Give an approximate answer.
Explain	Give a reason for something.
Identify	Find out what something is.
Measure	Find out the size or amount of something.
Plot	Put points on a graph.
Predict	Say what you think will happen.
Sketch	Make a rough drawing.
State and explain	Give an answer and say why it is correct.
State	Give an answer without saying why it is correct.
Write	Put your answer in words.

The following table lists the command words used in the national assessment.

Command word	Definition
Identify	Recognise the addition or subtraction of a particular value or unit.
Assess	Give a judgement about the value or unit.
Calculate	Use the information given to work out an answer. You may need to use a formula.
Construct	Put together a model or diagram from the information given.
Compare	Look at two or more things and say how they are the same or different.
Describe	Give a detailed account of something.
Determine	Find out the answer to a question by using a method.
Draw	Make a picture or diagram.
Estimate	Give an approximate answer.
Explain	Give a reason for something.
Identify	Find out what something is.
Measure	Find out the size or amount of something.
Plot	Put points on a graph.
Predict	Say what you think will happen.
Sketch	Make a rough drawing.
State and explain	Give an answer and say why it is correct.
State	Give an answer without saying why it is correct.
Write	Put your answer in words.

Personalised Learning Checklists Edexcel Combined: B1 C1 P1

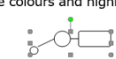
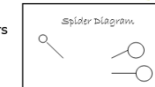
How to use PLCs

- ✓ Start with one topic only, for example Topic 1 – Key concepts in Biology
- ✓ Read all the objectives for the full topic
- ✓ Tick the objectives you are already very comfortable with under G (green), the ones you are ok with but need to work on under A (amber) and the ones you don't understand under R (red)
- ✓ Select the topics you have checked under R and focus on them
- ✓ Focus on only three to five objectives for a 30 minute study period
- ✓ Revise using: notes, flashcards, mindmaps, whatever works for you
- ✓ Watch online videos to help you with key points
- ✓ Repeat Revision until you are feeling confident about the topic
- ✓ Now practice past paper questions
- ✓ Review your mistakes and Revise again
- ✓ More past paper question practice
- ✓ Review your PLCs until your R has turned into A and then G.
- ✓ REVISE PRACTICE CHECK REPEAT

The first step is to try **change**. By changing what is in our exercise books or textbooks into a different form, we kick start our brains into action – we start thinking about new ways of presenting and digesting the information and start learning.

Ways to change things:

- Make diagrams
- Labelled drawings
- Time-lines (for history)
- Mind maps
- Charts and flowcharts (for processes)
- Audio tapes (great for languages)
- Outline cards
- Mnemonics
- Use colours and highlighters

Revision

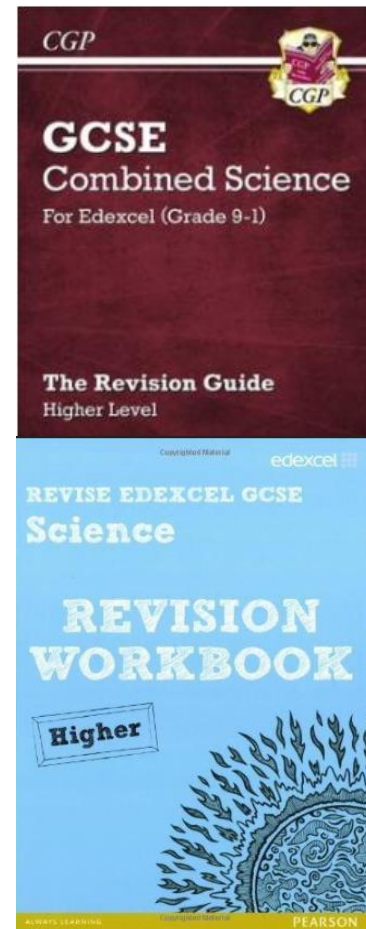
1. Access to **Science Department Onedrive** – contains: powerpoints, revision cards, past papers and markschemes, core practicals , videos and more. The link will be resent to you.

2. Revision guide + workbook (optional)

3. GCSE POD



4. Youtube channels



BRENTFORD SCHOOL FOR GIRLS

BRENTFORD 6th FORM

How can you use GCSEPod?

The screenshot displays the GCSEPod website interface. At the top, the GCSEPod logo is on the left, and navigation links (Dashboard, Teacher Area, Pods, My Courses, Assignments, My Playlists, My Downloads, Publishing Guide, What's New) are in the center. On the right, there are links for LOGOUT, a help icon (?), a search icon, and a user profile section labeled 'My Account' with a notification bell and a trophy icon. Below this is a red banner with '9th POD GAMES' on the left and 'COMPETITION: REGIONAL (NOV 10 FEB)' on the right. The main content area features a 'WELCOME MRS FLECK' message and two buttons: 'RECOMMEND US' and 'BROWSE CONTENT'. A large purple banner announces '207 BRAND NEW GCSEPODS AVAILABLE NOW' and lists subjects: English Literature, Geography, Food Preparation and Nutrition, History, IT, Sciences, and Religious Studies. A 'FIND OUT MORE' button is at the bottom left of the banner. On the right side of the banner, there is an illustration of people interacting with a large screen and a 'Dismiss' button. A vertical teal bar on the far right says 'GET MORE FROM GCSEPOD'.

gcsepod
Education on Demand

Dashboard Teacher Area Pods My Courses Assignments
My Playlists My Downloads Publishing Guide What's New

LOGOUT ?

My Account 5

9th POD GAMES

COMPETITION: REGIONAL (NOV 10 FEB)

WELCOME MRS FLECK

RECOMMEND US ►

BROWSE CONTENT ►

207 BRAND NEW GCSEPODS AVAILABLE NOW

This month we've published brand new: English Literature, Geography, Food Preparation and Nutrition, History, IT, Sciences and Religious Studies.

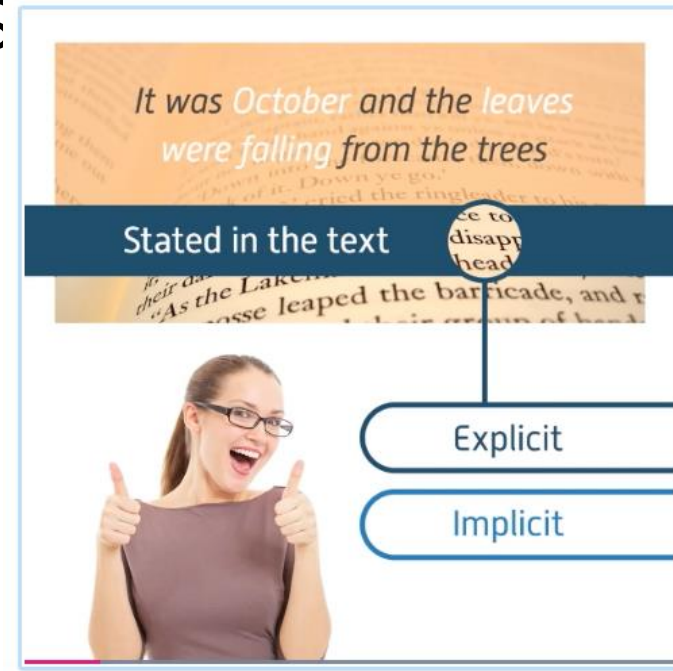
FIND OUT MORE

Dismiss (x)

GET MORE FROM GCSEPOD

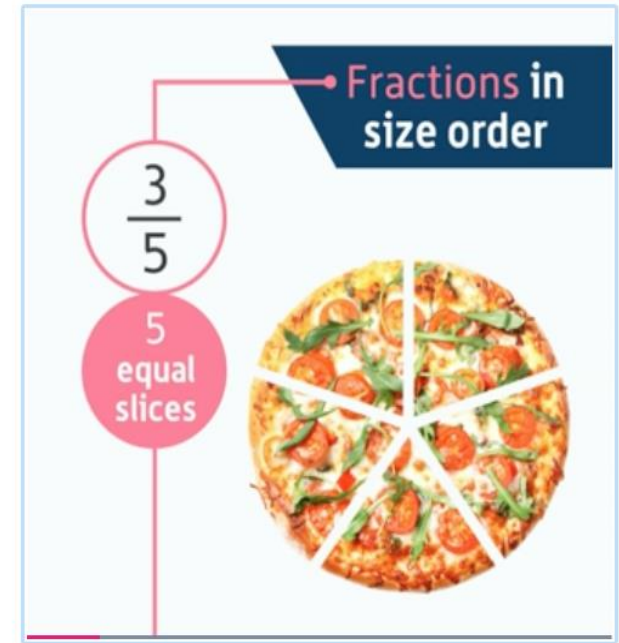
Method 1: Little and often watching preparing for lessons

- Watch the Pod every day, often re- watching
- Focus on topics you haven't covered yet?



Method 2: Reviewing exams

- Make a list of your areas of weakness
- Watch the pods
- Redo the questions
- Repeat
- Re-watching as needed



Method 3: Working with the Pod

- Revise the topics from Y9 & Y10
- Make notes on the Pod.
- Summarise the Pod.
- Explain the Pod.



English


Miss Downton

English Literature

Paper 1 – Shakespeare and the 19th Century Novel	Paper 2 – Modern Texts and Poetry
written exam: 1 hour 45 minutes 64 marks 40% of GCSE	written exam: 2 hour 15 minutes 96 marks 60% of GCSE
Section A – Macbeth by Shakespeare: students will answer one question on their play of choice. They will be required to write in detail about an extract from the play and then to write about the play as a whole.	Section A Modern texts – An Inspector Calls by JB Priestley students will answer one essay question from a choice of two on their studied modern prose or drama text.
Section B The 19th-century novel – Jane Eyre by Charlotte Bronte: students will answer one question on their novel of choice. They will be required to write in detail about an extract from the novel and then to write about the novel as a whole.	Section B Poetry – Love and Relationships: students will answer one comparative question on one named poem printed on the paper and one other poem from their chosen anthology cluster.
	Section C Unseen poetry: students will answer one question on one unseen poem and one question comparing this poem with a second unseen poem.

English Language

Paper 1 – Explorations in Creative Reading and Writing	Paper 2 – Writers' Viewpoints and Perspectives
written exam: 1 hour 45 minutes 80 marks 50% of GCSE	written exam: 1 hour 45 minutes 80 marks 50% of GCSE
Reading (40 marks) (25%) – one single literature fiction text 1 short form question (1 x 4 marks) 2 longer form questions (2 x 8 marks) 1 extended question (1 x 20 marks)	Reading (40 marks) (25%) – two linked texts - one non-fiction text and one literary non-fiction text 1 short form question (1 x 4 marks) 2 longer form questions (1 x 8, 1 x 12 marks) 1 extended question (1 x 16 marks)
Writing (40 marks) (25%) – descriptive or narrative writing 1 extended writing question (24 marks for content, 16 marks for technical accuracy)	Writing (40 marks) (25%) – writing to present a viewpoint 1 extended writing question (24 marks for content, 16 marks for technical accuracy)



Non-examination assessment – Spoken Language
Separately endorsed.

English Literature

- In Year 10, students will take their GCSE English Literature exam.
- The rationale for doing this is: -
 - 2 fewer exams in Year 11 = less stress;
 - Fewer PPEs in Year 11;
 - No confusion between what's in the English Language and English Literature papers;
 - Learn HOW to revise, with time taken to teach strategies and practise them with one GCSE;
 - Time to learn quotations, get support and practise essays in Year 10, with only one final GCSE that year;
 - English Literature is skill and knowledge based (more to learn and remember), whereas English Language is mostly skills based (practise needed, but not as much to remember). This helps take the pressure off in Year 11;
 - Many subjects allow you some breathing room around your English Literature exams to help you be successful, which wouldn't happen in Year 11;
 - Help in Year 10, means fewer revision sessions in Y11 – teachers aren't fighting over your time as much;
 - Use the experience from that one GCSE to help you rock Year 11 and all the others!

Your books

Try to make sure you have read the texts

several times. The better you know them, the easier this will be.

- *Macbeth*
- *Jane Eyre*
- *An Inspector Call*
- *L&R poems*



Results last year (2019)!

4 students were **4 GRADES above** their target;

8 students were **3 GRADES above** their target;

17 students were **2 GRADES above** their target;

15 students were **1 GRADE above** their target;

A further **39** achieved their target, all in Y10.

6 students achieved a **grade 9**

7 students achieved a **grade 8**

19 students achieved a **grade 7**

HOW CAN YOU BE
JUST AS SUCCESSFUL?

Paper 1 – Shakespeare and the 19th Century Novel

written exam: 1 hour 45 minutes

64 marks

40% of GCSE

Section A – ‘Macbeth’ by Shakespeare:

students will answer one question on their play of choice. They will be required to write in detail about an extract from the play and then to write about the play as a whole.

AO4

55 mins – inc proof read

Section B - The 19th-century novel – ‘Jane Eyre’ by Charlotte Bronte:

students will answer one question on their novel of choice. They will be required to write in detail about an extract from the novel and then to write about the novel as a whole.

50 mins

YOU WILL HAVE A PPE OF
BOTH PAPERS IN JAN.

Paper 2 – Modern Texts and Poetry

written exam: 2 hour 15 minutes

96 marks

60% of GCSE

Section A Modern texts – ‘An Inspector Calls’ by JB Priestley

students will answer one essay question from a choice of two on their studied modern prose or drama text.

AO4

45 mins – inc proof read

Section B Poetry – Love and Relationships:

students will answer one comparative question on one named poem printed on the paper and one other poem from their chosen anthology cluster.

45 mins

Section C Unseen poetry:

students will answer one question on one unseen poem and one question comparing this poem with a second unseen poem.

45 mins

What can you do?

Organised yourself:

PREP

You have four texts to study. You know the characters and themes for each text. (List the topics and make posters, mind-maps or PowerPoints to manage this information and to learn the information related to each topic.)

REVISE

Revise quotations. (Use repetition, visuals, chanting, consolidation cards and other strategies to learn them.)

PRACTISE

Practise questions and use the review-do-review-improve method to perfect your responses.

STUDY
BUDDIES

Collaborate to revise.

Learning passports

USE THEM!

Mark schemes

FIT task sheets

Glossaries

Key Quotes

And much more

Your Lit topic list:

MACBETH:

1. Macbeth
2. Lady Macbeth
3. Duncan
4. The witches
5. Malcolm
6. Banquo
7. Macduff
8. MASCULINITY (bravery and cruelty)
9. AMBITION (linked to power and corruption / abuse of power)
10. KINGSHIP vs. TYRANNY
11. VIOLENCE (conflict, war, blood, death/murder)
12. THE SUPERNATURAL (and fate)
13. CONFLICT / DUALITY (nature and the unnatural (good vs. evil, order and disorder, actions and consequences)
14. GUILT (including sleep and hallucinations)
15. FALSE APPEARANCE (deception, trickery, trust and betrayal)
16. FAMILY (and relationships)

JANE EYRE:

1. Jane
2. Mr Rochester
3. Adele Varens
4. Blanche Ingram
5. Bertha (and Grace Poole) and THE SUPERNATURAL / GOTHIC
6. Helen Burns
7. Mary / Diana Rivers
8. Mrs Reed (possibly Georgiana, Eliza and John)
9. Mrs Fairfax / Miss Temple / Bessie and SUBSTITUTE MOTHERS
10. INDEPENDENCE
11. LOVE (feeling vs. judgement, Celine Varens)
12. EDUCATION (inc. Mr Brocklehurst / Miss Scatcherd and the role of governesses)
13. INEQUALITY (gender, class / social position, inc. governesses)
14. RELIGION (including St John, morality and ethics, spirituality)
15. FAMILY (including the home, belonging, marriage)
16. APPEARANCES (including class and society, beauty – internal and external, Rosamond Oliver)
17. FOREIGNNESS and 'The Other'

AN INSPECTOR CALLS:

1. Eva Smith
2. The Inspector
3. Mr Birling
4. Mrs Birling
5. Sheila Birling
6. Eric Birling
7. Gerald
8. **RESPONSIBILITY** (including social responsibility, Capitalism vs. Socialism, guilt, blame, honesty and morality vs. legality).
9. **CLASS** (including poverty vs. wealth, appearances, rights of workers, power and influence).
10. **GENDER**
11. **YOUTH vs. AGE / GENERATIONAL GAP**
12. **INEQUALITY** (which links to most of the above)
13. (Minor themes also include FAMILY, TIME, CAUSE AND EFFECT or the SUPERNATURAL).

LOVE AND RELATIONSHIP POEMS:

1. When We Two Parted
2. Love's Philosophy
3. Porphyria's Lover
4. Sonnet 29
5. Neutral Tones
6. Letters from Yorkshire
7. The Farmer's Bride
8. Walking Away
9. Eden Rock
10. Follower
11. Mother Any Distance
12. Before You Were Mine
13. Winter Swans
14. Singh Song!
15. Climbing My Grandfather


PLUS Language techniques and structural techniques

Using your PLCs

PLCs can be used as a writing frame / checklist.



They also helped you to chart your progress in demonstrating the skills being assessed.



<u>Macbeth</u>		Assessment							
	Skill								
AO1	Response to task and text								
	Engagement with evidence								
AO2	Writer's methods (and terminology)								
	Effects of methods used								
AO3	Ideas/ perspectives/ contextual factors								
AO4	Clarity, SPaG and vocab								

What could you learn from this PLC?

'An Inspector Calls' – Paper 2 Section A



























	Assessment	Mr Birling	CLASS		
	Skill			4	
AO1	Response to task and text	1			
	Engagement with evidence				
AO2	Writer's methods (and terminology)				
	Effects of methods used in creating meanings	2			
AO3	Ideas/ perspectives/ contextual factors		3		

1. Notice where there are gains (1.1) so you can look back at good examples;
2. Notice where there are areas of weakness you need to address (2.2);
3. For individual essays, look at where you may need to get more ideas or information (e.g.: AO3 for Class in 'AIC');
4. Keep track of the remaining characters or themes you need to write practise essays for.

How to remember QUOTES!

- Repeat, repeat, repeat.
- Little and often.
- Rhythm (or music).
- See, say, hear. (All learners.)
- Test yourself.

Alphabet Chart

Aa 	Bb 	Cc 	Dd 
Ee 	Ff 	Gg 	Hh 
Ii 	Jj 	Kk 	Ll 
Mm 	Nn 	Oo 	Pp 
Qq 	Rr 	Ss 	Tt 
Uu 	Vv 	Ww 	Xx 
Yy 	Zz 		

YOUR LIT TOPIC LIST:

MACBETH:

1. Macbeth
2. Lady Macbeth
3. Duncan
4. The witches
5. Malcolm
6. Banquo
7. Macduff
8. **MASCULINITY** (bravery and cruelty)
9. **AMBITION** (linked to power and corruption / abuse of power)
10. **KINGSHIP vs. TYRANNY**
11. **VIOLENCE** (conflict, war, blood, death/murder)
12. **THE SUPERNATURAL** (and fate)
13. **CONFLICT / DUALITY** (nature and the unnatural (good vs. evil, order and disorder, actions and consequences)
14. **GUILT** (including sleep and hallucinations)
15. **FALSE APPEARANCE** (deception, trickery, trust and betrayal)
16. **FAMILY** (and relationships)

JANE EYRE:

1. Jane
2. Mr Rochester
3. Adele Varens
4. Blanche Ingram
5. Bertha (and Grace Poole) and THE SUPERNATURAL / GOTHIC
6. Helen Burns
7. Mary / Diana Rivers
8. Mrs Reed (possibly Georgiana, Eliza and John)
9. Mrs Fairfax / Miss Temple / Bessie and SUBSTITUTE MOTHERS
10. **INDEPENDENCE**
11. **LOVE** (feeling vs. judgement, Celine Varens)
12. **EDUCATION** (inc. Mr Brocklehurst / Miss Scatcherd and the role of governesses)
13. **INEQUALITY** (gender, class / social position, inc. governesses)
14. **RELIGION** (including St John, morality and ethics, spirituality)
15. **FAMILY** (including the home, belonging, marriage)
16. **APPEARANCES** (including class and society, beauty - internal and external, Rosamond Oliver)
17. **FOREIGNNESS** and 'The Other'

AN INSPECTOR CALLS:

1. Eva Smith
2. The Inspector
3. Mr Birling
4. Mrs Birling
5. Sheila Birling
6. Eric Birling
7. Gerald
8. **RESPONSIBILITY** (including social responsibility, Capitalism vs. Socialism, guilt, blame, honesty and morality vs. legality).
9. **CLASS** (including poverty vs. wealth, appearances, rights of workers, power and influence).
10. **GENDER**
11. **YOUTH vs. AGE / GENERATIONAL GAP**
12. **INEQUALITY** (which links to most of the above)
13. (Minor themes also include FAMILY, TIME, CAUSE AND EFFECT or the SUPERNATURAL).

LOVE AND RELATIONSHIP POEMS:

1. When We Two Parted
2. Love's Philosophy
3. Porphyria's Lover
4. Sonnet 29
5. Neutral Tones
6. Letters from Yorkshire
7. The Farmer's Bride
8. Walking Away
9. Eden Rock
10. Follower
11. Mother Any Distance
12. Before You Were Mine
13. Winter Swans
14. Sing! Song!
15. Climbing My Grandfather

AN INSPECTOR CALLS:

1. Eva Smith
2. The Inspector
3. Mr Birling
4. Mrs Birling
5. Sheila Birling
6. Eric Birling
7. Gerald
8. **RESPONSIBILITY** (including social responsibility, Capitalism vs. Socialism, guilt, blame, honesty and morality vs. legality).
9. **CLASS** (including poverty vs. wealth, appearances, rights of workers, power and influence).
10. **GENDER**
11. **YOUTH vs. AGE / GENERATIONAL GAP**
12. **INEQUALITY** (which links to most of the above)
13. (Minor themes also include FAMILY, TIME, CAUSE AND EFFECT or the SUPERNATURAL).



AUDITORY



VISUAL



KINESTHETIC

MEMORISING QUOTATIONS: Round One

Macbeth – Image and quotation



**'Fair is foul and
foul is fair' (1.1)**



**'Stars, hide your
fires! Let not
light see my
black and deep
desires' (1.3)**



**'Look like th'
innocent flower,
but be the
serpent under't'
(1.5)**



**'Will all great
Neptune's ocean
wash this blood
clean from my
hand?' (2.2)**



**'From this
moment, the
very firstlings of
my heart shall
be / The firstling
of my hand.'
(4.1)**



**'Out, damned
spot! Out I say!'
(5.1)**

Creating Consolidation Cards

THIS WILL MAKE YOUR EXAM
EASY!

FRONT

THEME / CHARACTER

NAME OF THE TEXT

QUOTATION

PAGE

KEY INFO ABOUT THE QUOTATION

FRONT

The Inspector / Mr Birling / Lower class / Upper class /
Inequality

“Counting their pennies, in their dingy little
back bedrooms”

Act 1 p.20

Inspector says to Mr B. about Eva

BACK

THEME / CHARACTER

1.2 Key words from the evidence with connotations and analysis.

1.1 What the quotation tells me about the character / theme.

2.1 The technique(s) used in the quotation.

2.2 The way the methods create meanings.

AO3 Relevant context / ideas / perspectives to help explore the quotation further.

NAME OF THE TEXT

BACK

AN INSPECTOR CALLS

The Inspector / Mr Birling / Lower class / Upper class / Inequality

1.2 “dingy” (dirty, dim and unpleasant) and “little” – poor living conditions, “pennies” – lack of money and each penny is needed

1.1 “back” = girls considered inferior and marginalised/ignored by society, women’s value was diminished by society’s attitudes/ideologies

2.1 Imagery. Adjectives (poor & little), preposition (back) and symbolism. Emotive language – sad

2.2 Sympathy for girls like Eva in lower class. Raises awareness about their plight/the hardships they face (links to AO3).

AO3 Priestley is using the inspector as his mouthpiece to make the upper classes more aware of the hardships faced by working class girls. Birlings didn’t learn from the Nation-wide violent riots in 1911 by workers over low wages and rising costs.

Stick up your consolidation cards



The importance of an introduction: A Line of Argument = WHY???

Level 6 Convincing, critical analysis and exploration 26–30 marks	1. Critical, exploratory, <u>conceptualised</u> response to task and whole text 2. Judicious use of precise references to support interpretation(s)	3. Analysis of writer's methods with subject terminology used judiciously 4. Exploration of effects of writer's methods to create meanings	5. Exploration of ideas/perspectives/contextual factors shown by specific, detailed links between context/text/task
Level 5 Thoughtful, developed consideration 21–25 marks	1. Thoughtful, developed response to task and whole text 2. Apt references integrated into interpretation(s)	3. Examination of writer's methods with subject terminology used effectively to support consideration of methods 4. Examination of effects of writer's methods to create meanings	5. Thoughtful consideration of ideas/perspectives/contextual factors shown by examination of detailed links between context/text/task
Level 4 Clear understanding 16–20 marks	1. Clear, explained response to task and whole text 2. Effective use of references to support explanation	3. Clear explanation of writer's methods with appropriate use of relevant subject terminology 4. Understanding of effects of writer's methods to create meanings	5. Clear understanding of ideas/perspectives/contextual factors shown by specific links between context/text/task
Level 3 Explained, structured comments 11–15 marks	1. Some explained response to task and whole text 2. References used to support a range of relevant comments	3. Explained/relevant comments on writer's methods with some relevant use of subject terminology 4. Identification of effects of writer's methods to create meanings	5. Some understanding of implicit ideas/perspectives/contextual factors shown by links between context/text/task
Level 2 Supported, relevant comments 6–10 marks	1. Supported response to task and text 2. Comments on references	3. Identification of writers' methods 4. Some reference to subject terminology	5. Some awareness of implicit ideas/contextual factors

Make use of FROG BRENTFORD 6th FORM

ENGLISH

A gateway to all things English!

General

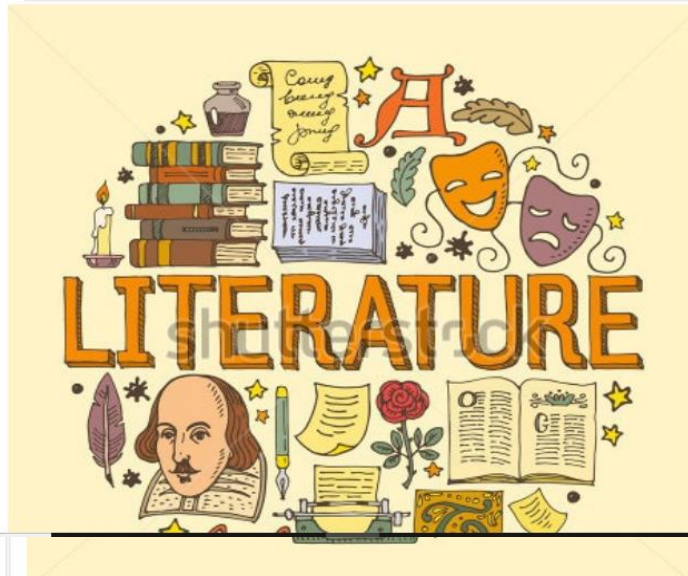
Years 7 - 8

Years 9 - 10

Year 11

6th Form

SPaG



Paper 1 Section A - MACBETH



Macbeth

GCSE English Literature Paper 1 Section A

Paper 1 Section B - JANE EYRE



Jane Eyre

GCSE English Literature Paper 1 Section B

Paper 2 Section A - An Inspector Calls



An Inspector Calls

Paper 2 Section B - Love and Relationship Poems



AQA Poetry Anthology Love and Relationship Poems

GCSE English Literature Paper 2 Section B

Paper 2 Section C - Unseen Poetry



Unseen Poetry

GCSE English Literature Paper 2 Section C

Creating Consolidation Cards

How can I revise for English Literature? - Top Tips



GCSE POD

Videos to support revision

Essay Writing Support



Essay Writing Support

FROG

Lessons

Website links

Videos

Worksheets

Practise Qs


Much more, and now...

PODCASTS

But how do you revise English?

Work on timings –

- The English exam is a marathon...



Advice from Year 11...



Advice from SUCCESSFUL students

- FROG – lots of help and resources.
- Revision cards you can take around with you.
- Get help from teachers. Be proactive and help yourself.
- Mind-maps and post-it notes around your room / house.
- Quizlet app – use it on the go. Short burst revision.
- Practise paragraphs and essays in timed conditions.
- Create essays plans (for each theme and character) and use revision cards to do your thinking before you go in the exam.
- CHANT quotations = active revision and helps you remember. REPEAT.
- Learning Passports – everything in one place to go over.
- Follow Stacey Ray on Instagram (and other online resources).
- Share ideas and revise with friends to make sure you do it more often. Say quotes together = active learning.
- START EARLY and use repetition to help your memory.

Mr May

Assistant Head

Sixth form entry requirements

- You will need to achieve 5s in English and Maths plus another 3 subjects to sit A levels
- A 5 is now a “good” pass expected by sixth forms and Universities
- You will need to achieve at least a 6 in Science to do Biology or Chemistry
- You will need to achieve at least a 6 in Maths to do Psychology

Revision Techniques

- Different revision techniques work for different people.
- The student must find the strategies that work best for them.
- Simply reading over their notes is not revising.
- They need to do something with the information.

How do the school advise how to revise?

- Year 10 students has a revision advice session today
- We advised the following: -
 - Revise regularly – develop long term memory
 - Advise “active revision” by using: -
 - consolidation cards
 - Cornell note taking
 - use of recommended websites
- We have recommended against the following methods:
 - Highlighting
 - Re-reading notes

Music



Music impairs the ability to memorise information.

Music without lyrics is better than with lyrics.

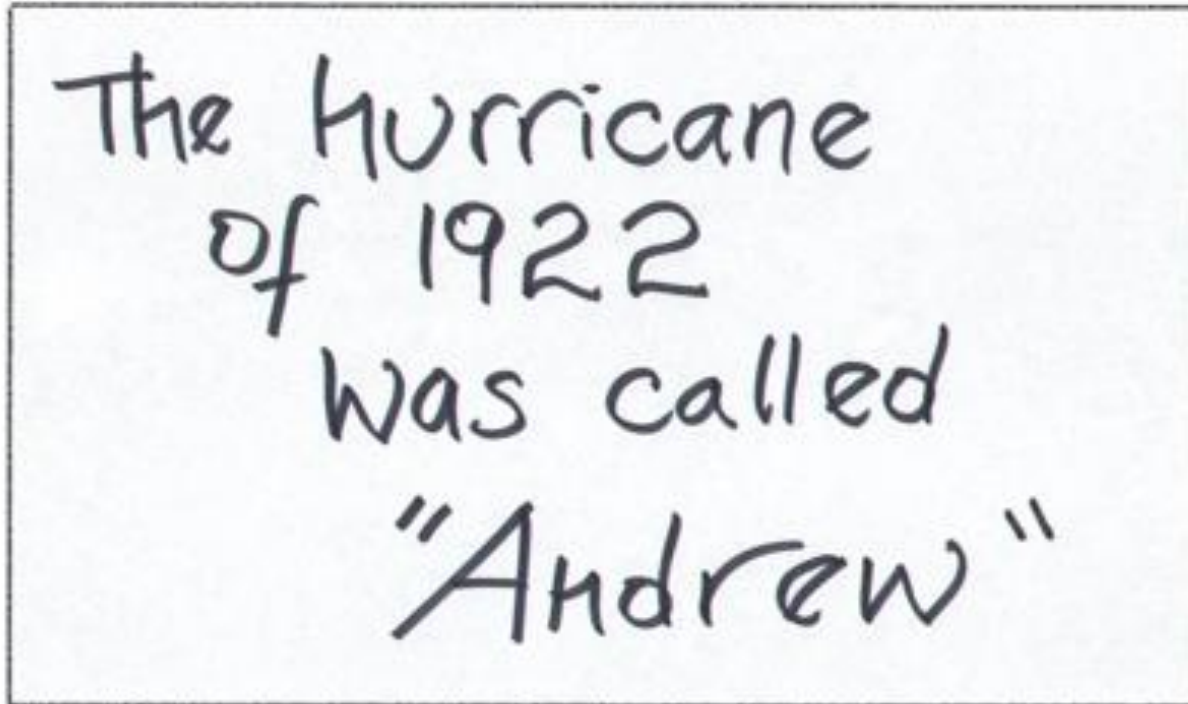
Background television has the same effect.

Note-taking



The pen is mightier than the keyboard for note taking.
Students who used laptops performed worst in test than
those who made handwritten notes.

- Repetition is the key to learning

A rectangular box containing handwritten text in black ink. The text is written in a cursive, slightly slanted style. It reads: "The hurricane of 1922 was called 'Andrew'".

The hurricane
of 1922
was called
"Andrew"

Just writing the cards will help your recall. You can then test yourself

Use flash cards

Time Management

The largest pressure at GCSE level study are deadlines and time to revisit core learning.

“An extra hour a day of television, internet or computer game time in Year 11 is linked to poorer grades at GCSE, a Cambridge University study suggests”

BBC News 4th September 2015



BRENTFORD SCHOOL FOR GIRLS

BRENTFORD 6th FORM

Using Facebook can lower exam results by up to 20%

By Mic Fleming

IT is what parents of teenagers who 'revise' in front of the computer have long feared.

Students who use Facebook while they study get significantly lower grades than those who do not, according to psychologists.

A study has found that the exam results of those who used the social networking site while working, even if it was on in the background, were 20 per cent lower than non-users. Researchers say the findings undermine the theory that young people's brains are better at multi-tasking digital devices.

Study author Professor Paul Kirschner said: 'The problem is that most people have Facebook or other social networking sites, their emails and maybe instant messaging constantly running in the background while they are

carrying out other tasks. Our study, and other previous work, suggests that while people may think constant task-switching allows them to get more done in less time, the reality is it extends the amount of time needed to carry out tasks and leads to more mistakes.'

His team studied 219 students aged between 19 and 54 at an

MORE PRIVACY FEARS OVER 'STALKER BUTTON'

FACEBOOK faces fresh criticism from privacy campaigners after launching a 'stalker button' which lets users track a potential victim's every move.

The 'subscribe to friend' feature collects everything a Facebook user does, such as sharing photographs and comments and puts it on a list that is constantly updated. Some users' locations will also be displayed throughout the day. Potential

stalkers will have to be 'Facebook friends' with their intended target to see the list, but users will not be told who is monitoring them.

Big Brother Watch said: 'This new "stalker button" enables burglars and ex-partners to track people in real life more easily.'

Facebook said the feature was being tested on a 'small percentage of users'.

younger people. He also said he was not 'diminishing' Facebook and wanted to highlight the distracting nature of social networking.

'We should resist the fashionable view of educational gurus that children can multi-task, and that we should adapt our education systems accordingly to keep up with the times,' he said.

The study by the psychologist from the Open University in the Netherlands will be published in the journal 'Computers in Human Behavior'.

It will compound fears over the superficial approach that experts say is encouraged by an increasingly distracting online world that promotes multi-tasking.

In the influential book *The Shallows*, Nicholas Carr argues the internet has given rise to 'shallow reading, hurried and distracted thinking and superficial learning'.

American university. The Facebook users among them had a typical grade point average - a score from one up to four - of 3.06. Non-users had an average GPA of 3.32.

Those who did not use the site also said they devoted more time to studying, spending an average of 56 per cent longer working outside class. Three quarters of the

Facebook users said they didn't believe spending time on the site affected their academic performance.

But most of the remaining quarter admitted it had a harmful effect, with many saying it made them forget all their work.

Professor Kirschner said that he expected to see similar results in

Using social networking sites while studying lowers grades.

Mindset Matters

□ Positive

“mindset” (noun)

*a set of beliefs or a way of
thinking that determines one's
behaviour, outlook and
mental attitude.*

Revision + Mindset = Success

“Reach for the top of the tree and you may get to the first branch but reach for the stars and you’ll get to the top of the tree.” (Lemn Sissay)



**Thank you
for attending**