

Welcome to Year 11



Aims of this evening

Welcome - Ms Singh	Meet the Year 11 Tutor Team: AMBITIOUS: Ms Kennelly CONFIDENT: Ms Gooding COURAGEOUS: MR Irons FLEXIBLE: Ms Luna INQUISITIVE: Ms Barakat REFLECTIVE: Ms Bell
Ms Garrett - What have we achieved so far?	
Ms Singh - What will progress look like this year?	
Mr Dexter - Expectations of Year 11	
Heads of Core - How can I prepare for the year ahead?	
English: Miss Downton	
Maths: Miss Willhite	
Science: Mr Irons	
Miss Agnihotri - Next Steps: 6th Form at Brentford School for Girls	

Our vision of the Brentford Girl

Imagine the future Brentford girl. She thrives on **challenge** and a desire to fulfil her learning potential. She has **high self-esteem**; is able to think independently and is confident in her social and academic capability. She is **emotionally aware** and **emotionally intelligent**. She is capable and dependable. She is **resourceful** and **inquisitive**. She embraces the technological world as a global village and is ready to interact with others in the local and worldwide community.

She accepts the welfare of others as her responsibility. She understands the need for **sustainable living both locally and globally**. She is ready for life in the future – whatever that may be.

She is the centre of our vision and will remain the very core of our being and purpose.

BRENTFORD SCHOOL FOR GIRLS


BRENTFORD 6th FORM



VISION | CREATIVITY | EXCELLENCE



VISION | CREATIVITY | EXCELLENCE




BRENTFORD SCHOOL FOR GIRLS

BRENTFORD 6th FORM


https://www.youtube.com/watch?v=FjkN_J6ILkY

Start

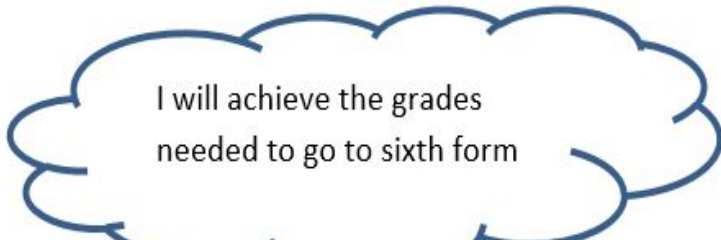
Visualise



I will finish this year with 200
house points



I will achieve all grade 9's



I will achieve the grades
needed to go to sixth form

BRENTFORD SCHOOL FOR GIRLS

BRENTFORD 6th FORM

Nature



VISION | CREATIVITY | EXCELLENCE

Ego

Be honest and be your true self

Trust



**Welcome to the Year Ahead - What
have we achieved so far?**

Ms Garrett

Head of Year 11

Reflecting on the journey so far....



BRENTFORD SCHOOL FOR GIRLS

BRENTFORD 6th FORM

Year 11 Base



VISION | CREATIVITY | EXCELLENCE

BRENTFORD SCHOOL FOR GIRLS

BRENTFORD 6th FORM

Kingswood Trip



VISION | CREATIVITY | EXCELLENCE

BRENTFORD SCHOOL FOR GIRLS

BRENTFORD 6th FORM



VISION | CREATIVITY | EXCELLENCE

Outstanding Achievement



Grade 9 in GCSE maths




Motivational Speaker: Bonita Norris



BRENTFORD SCHOOL FOR GIRLS

BRENTFORD 6th FORM

Year 11 Prom / Yearbook




Yoga/ Wellbeing/ Mindfulness



What are we doing at BSfG?

We have produced a six week plan with the intention to develop practical coping strategies for students.

- Breathing exercises
- Meditation
- Journaling
- Mindfulness
- Yoga



Key dates:

Friday 29th September 'Sixth former for a Day' takes place

11th-13th October– Walking Talking Mocks - English / maths / science

7th-15th November – Y11 formal assessments

8th December - Sixth Form application deadline

14th December – Y11 Parents' Eve (in person)

9th January – Year 11 ARD and 6th Form interviews


20th February - Year 11 PPEs

27th March - Year 11 ARD (2)

Positive mindset

**YOU
ARE
AMAZING**

*you
CAN
do it*




How will I know what progress looks
like this year?

Ms Singh

BRENTFORD SCHOOL FOR GIRLS

BRENTFORD 6th FORM



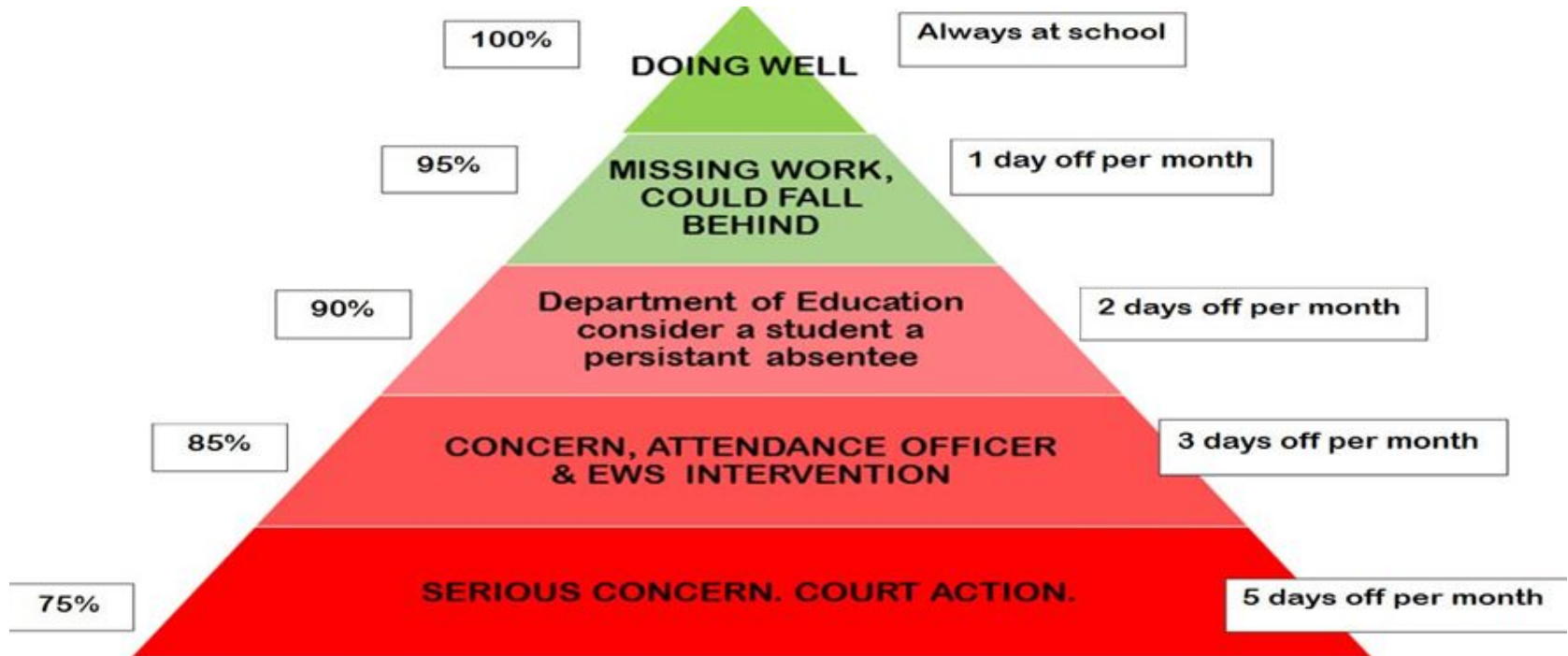
What support can I expect?

- Past exam papers
- After school intervention
- Mentoring
- Support with putting together a revision timetable
- Meeting with parents
- Revision resources
- Help with sixth form applications

BRENTFORD SCHOOL FOR GIRLS

BRENTFORD 6th FORM

Mr Dexter



Positive relationships

patient
life-coach
coach
role-model
understanding
mentor
emotional-support
caregiver
problem-solver
support-system
guide
communicator
K-link
friend
empathy
passionate
caring
share
advisor
leader
thinker
patience
accepting



Help us help you

Intervention

Meetings around attendance

Mentoring



How to prepare for the year ahead

Miss Dowton

Head of Department - English

English Literature

Congratulations!

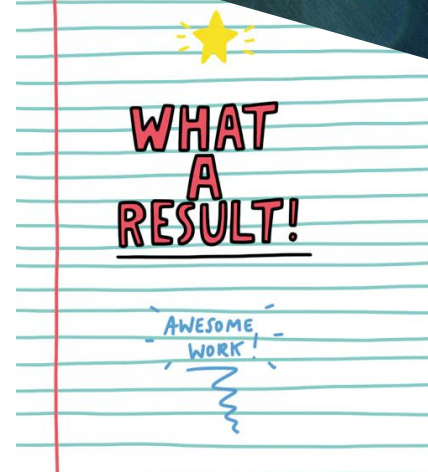
30% of students achieved grade 7-9!

47% achieved a 6 or above.

68% achieved a 5 or above.

79% achieved their grade 4 or above.

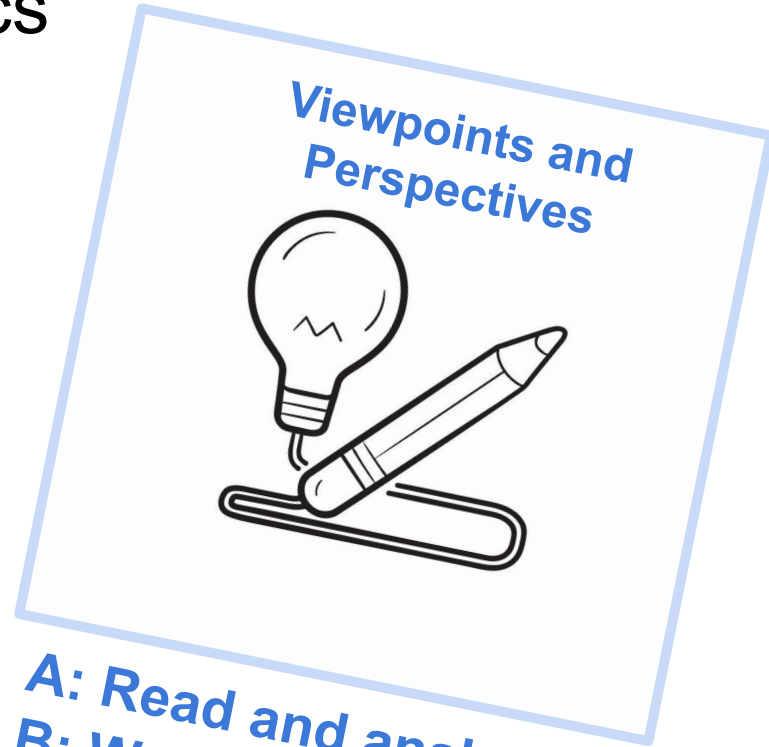
Students achieving up to **4 grades above** their target.



Year 11 English Language topics



A: Read and analyse.
B: Write your own.



A: Read and analyse.
B: Write your own.

English Language

In Y11 we study English Language for the AQA exams.

There are two papers:

- Paper 1 - *Creative Writing*
- Paper 2 - *Writing to express a viewpoint or perspective*


The best way to prepare for the exams is through **reading** and **writing** lots of responses in **timed conditions** practising the different types of questions.

Practise what you will do in the exam to get better at it!

Practise to think faster, write faster and hone your skills.

"If you want to become a better runner, you have to run more often. It is that easy."

Tom Fleming ►



BRENTFORD SCHOOL FOR GIRLS

BRENTFORD 6th FORM

Let's start with the obvious...




CAPTAIN OBVIOUS

Read. LOTS.

Reading will help you to develop your vocabulary (so you can understand all texts) and it will develop your own writing style.

The texts are all unseen.

Read articles or the openings of books together and discuss them.



What should I read?

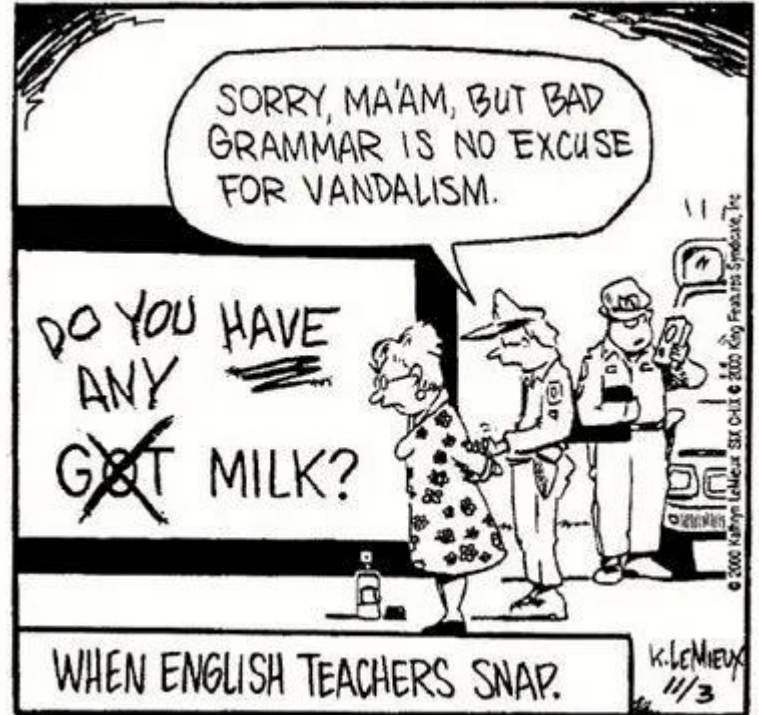
Paper 1 – Explorations in Creative Reading and Writing	Paper 2 – Writers' Viewpoints and Perspectives
Reading (40 marks) (25%) One single literature fiction text.	Reading (40 marks) (25%) Two linked texts - one non-fiction text and one literary non-fiction text
Novels from 20th or 21st century.	From 19th and either 20th/21st century: <ul style="list-style-type: none">•Articles•Travel writing•Personal accounts of events•Autobiographies / biographies•Blogs (from newspapers / strong writers)•Textbooks•Formal letters

SPaG – Spelling, Punctuation and Grammar.

Look at every correction.

Proof-read your work.

SPaG is work **20%** of your GCSE.



What do I write about?

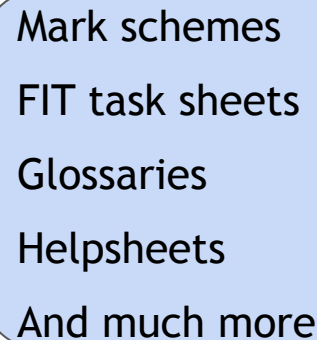
Paper 1 – Explorations in Creative Reading and Writing	Paper 2 – Writers' Viewpoints and Perspectives
Writing (40 marks) (25%) Descriptive or narrative writing	Writing (40 marks) (25%) Writing to present a viewpoint
Write descriptions, stories or story openings. Consider different situations and emotions. Whatever you write, <u>perfect it</u> (FIT) and try to use some of the ideas again.	Reading lots of non-fiction will help your writing style and content. Look at how they express strong views and passions in an articulate way. Write in the forms suggested for reading, such as article , speech or letter . Make sure you know how to adapt your writing to fit these different forms. Watch <i>TED talks!</i>

Where can I get help? How can I help my daughter?

Learning Passports

Skills PLCs

Topic Google Classroom



Mark schemes
FIT task sheets
Glossaries
Helpsheets
And much more



How to prepare for the year ahead

Miss Willhite

Head of Department - Maths

Brief overview of this year

- Eduqas Exam Board – more information can be found at:
 - https://www.eduqas.co.uk/qualifications/mathematics-gcse/#tab_overview
- Number of papers
 - Two papers at 2 hours and 15 minutes each
 - 120 marks per paper

How will students catch up on lost learning?

Hi Apisha

Enter your paper marks here

Or choose a past paper to access your personalised questions and solutions.

Your Virtual Exam Folder

Your Maths Matrix

Please choose a past paper

Grade	Hegarty	Topic	9to1 E dexce l GCSE Nov20 18 1H	9to1 E dexce l Sum mer20 18 GCSE 2H	Conclusion
2	31	Simple HCF	-	0%**	Tested Once Only
3	103 to 110	Simple Index Form	50%*	100%*	Analyse your progress
3	97,98	Percentage Change and R...	0%***	33%**	Consistent Weakness
4	422 to 424	Two Way Tables	-	75%***	Tested Once Only
4	280 to 286	Changing the Subject of a...	0%*	-	Tested Once Only
4	534, 539	Area and Circumference of...	0%***	-	Tested Once Only
4	29, 30,32,35	Product of Prime Factors,...	-	0%*	Tested Once Only
4	218,219	Solving Simultaneous Equ...	-	0%*	Tested Once Only
4		Numeracy Problems	60%***	-	Tested Once Only
4	251	Drawing Quadratic Graphs	-	50%*	Tested Once Only
4	335 to 337	Percentage and Ratio Prob...	-	0%***	Tested Once Only
5	190 to 193	Simultaneous Equations	0%*	-	Tested Once Only
5	361 to 363	Tree Diagrams	-	0%*	Consistent Weakness
5	94	Compound Interest and De...	-	0%***	Tested Once Only
5	437 to 439	Cumulative Frequency	0%**	-	Tested Once Only
5	625,626	Vector Arithmetic	-	0%*	Tested Once Only
5	131	Estimation and Reasoning	33%**	-	Tested Once Only
5	434 to 440	Box plots	0%**	-	Tested Once Only
5		Work Rate Problems	0%*	-	Tested Once Only
5	223,224	Factorise Quadratics	0%*	-	Tested Once Only
5	288,289	Functions	-	100%*	Tested Once Only
5	645	Enlargement by a Fraction...	-	0%*	Tested Once Only

Homework

- Homework is predominantly set on Sparx Maths, where work is automatically differentiated to your student.
- Their PinPoint RAG sheet also links with Sparx it easy for students to direct their independent study/revision.

The screenshot shows the Sparx Homework interface. At the top, the 'sparx Homework' logo is visible. Below it, a 'Bookwork code: J80' is displayed next to a 'Calculator not allowed' icon. On the left side, there is a vertical menu with four options: 'Compulsory' (None available), 'XP Boost' (None available), 'Target' (None available), and 'Sparx Practice'. The main area displays a math problem: 'Which is higher' followed by two sub-questions: 'a) -7 or 4 ?' and 'b) -4 or -1 ?'. Below the questions is a number line ranging from -10 to 10 with major tick marks at -10 , -5 , 0 , 5 , and 10 , and minor tick marks every 1 unit. At the bottom right, there is a 'Watch video' button with a play icon.

Who can parents contact if they have questions?

Always feel free to contact their maths teacher or the head of dept. Email is usually the most effective.

Head of Maths: awillhite@brentford.hounslow.sch.uk

How to prepare for the year ahead

Mr Irons

Head of Department - Science

Science at BSFG

Exam board: **Edexcel**

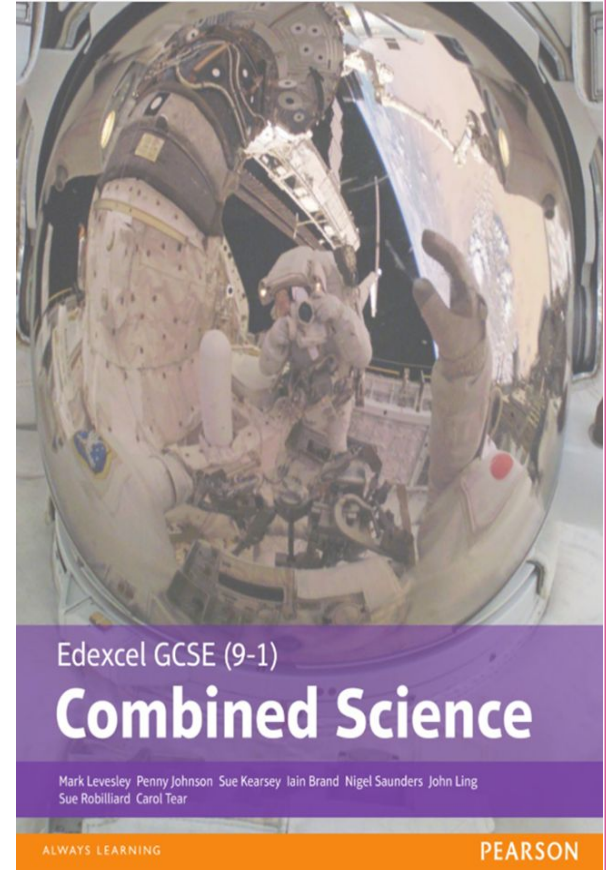
Combined Sciences – Six lessons per week

Separate Sciences – Seven lessons per week

Lessons include - Core and other practicals

Learning should not stop after a lesson

Online (Extended) learning - Google classroom,
GCSEPod, Seneca



Year 11 Science Focus

Key topics in: Biology, Chemistry and Physics

Strengthening : **Exam skills, exam question decoding**

Strengthening : Literacy, Numeracy and Oracy

Recall and consolidation of previous topics done in Years 9 and 10.

Learning pack for each topic - Keywords and PLCs

Mid and End of topic assessments each half term

(parents please check notebooks)

Science intervention and support when needed (Wednesdays)



Homework

Set weekly on Google Classroom
(Parents please monitor)

GCSEPod, Seneca -Online support
and practice

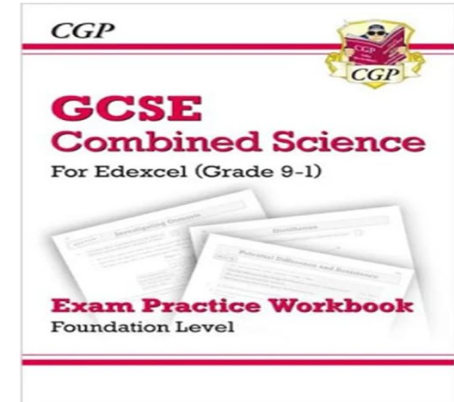


Baseline test Revision videos

- Physics Revision P1 - P3 Posted 20 Sept
- Chemistry C1 - C4 Baseline test revision Posted 20 Sept
- Biology Revision B1- B3 Posted 20 Sept

Autumn 1 homework

- Biology Revision Cells Posted 16 Sept



How can you the parent support?

Ensure daughter has right equipment for lessons

Purchase a revision guide

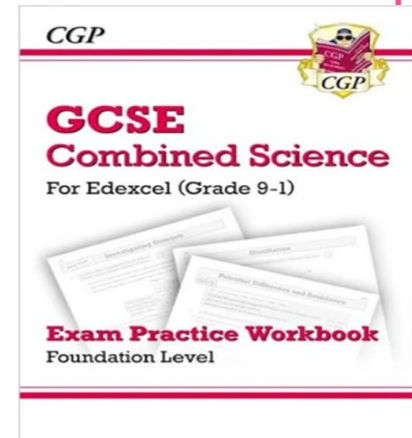
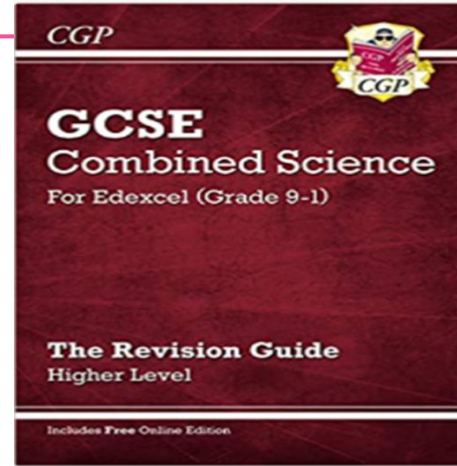
Monitor progress – marked end of topic assessments should be glued into books

Check the **progress tracker** on inside cover of her notebook

Monitor daughter's study/revision timetable

Daughter should be practicing **exam questions/past papers**

Look out for green pen in notebook



Who to contact if needed?

Your daughter's teacher - email is usually best

Head of Science:

cirons@brentford.Hounslow.sch.uk

Head of KS4:

hgarner@brentford.Hounslow.sch.uk

BRENTFORD SCHOOL FOR GIRLS

BRENTFORD 6th FORM

BRENTFORD 6th FORM

The transition to Post 16 study - Why BSFG?

Ms Agnihotri

Head of Sixth Form



VISION | CREATIVITY | EXCELLENCE

What we know.....

- The jump between GCSE and A Level is probably one of the biggest they'll make in education
- It won't be the same. (courses and relationships, independence)
- We will look after you
- You will enjoy it
- You will meet new people
- Smaller class sizes
- The teachers know you
- Our results are strong



Unlock your potential with us.....

Academic
excellence

Expert
teaching

Personalised
support

Expert
Careers
advice

Beyond the
books:
enriched
learning

Gateway to
Top
Universities

Facilities

Super-curricu
lar

Entry Requirements for A levels/Level 3 BTEC

To do **A levels** students need **at least** 5 GCSE grade 5+ including English and Maths

The following subjects require at least a grade **6** at GCSE in Maths & Science:

**Maths, Biology, Chemistry,
Physics and Psychology**



BRENTFORD SCHOOL FOR GIRLS

BRENTFORD 6th FORM



VISION | CREATIVITY | EXCELLENCE

BRENTFORD SCHOOL FOR GIRLS

BRENTFORD 6th FORM



VISION | CREATIVITY | EXCELLENCE







What's next:

Friday 29th September 'Sixth former for a Day/ takes place

Thursday 12th October – 6th Form Open Evening **5.00-7.00pm**

Tutor programme/ AC/PSE lessons – 6th form applications and post-16 pathways

8th December – 6th Form Applications Deadline

9th January – Year 11 ARD and 6th Form interviews

Year 11 Interviews

- Discuss progress
- Discuss subject options
- Discuss the right post-16 pathway and appropriate courses
- Build confidence

Summer term 2024 -

'Brentford Futures' (dates and details will be shared with you)

- Workshops to support the jump to KS5
- Team building activities

Head Girl

Jasmin Ahluwalia

Top Tips for Year 11



THANK YOU FOR COMING

