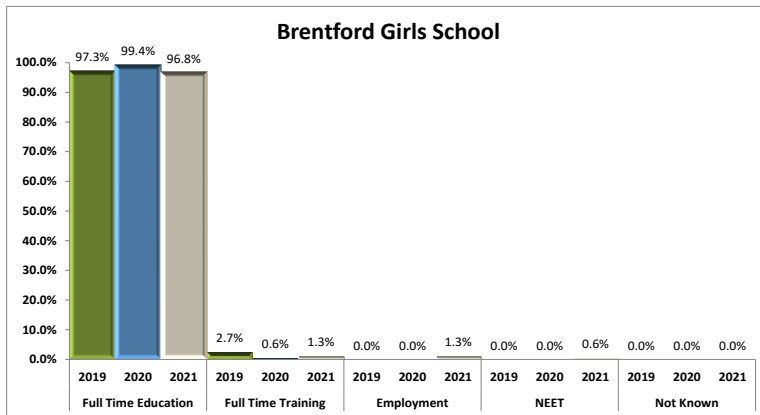


Brentford School for Girls Year 11 Destinations Analysis 2021

Destination's summary

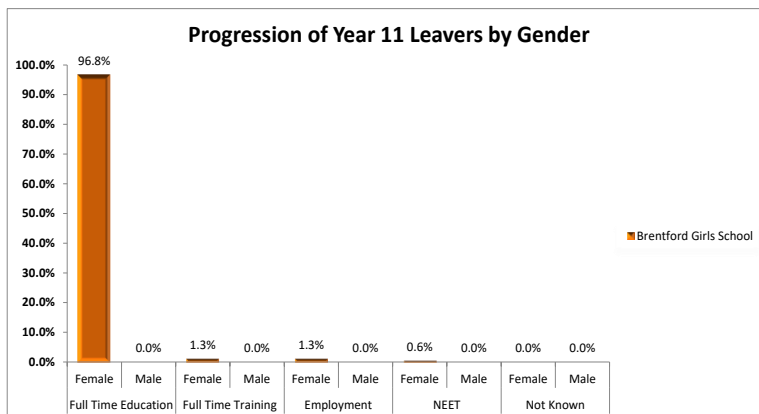
This is a summary of the routes taken by young people leaving Year 11 at the end of the 2021 academic year compared with 2019 and 2020.



* NEET: Not in education, employment or training

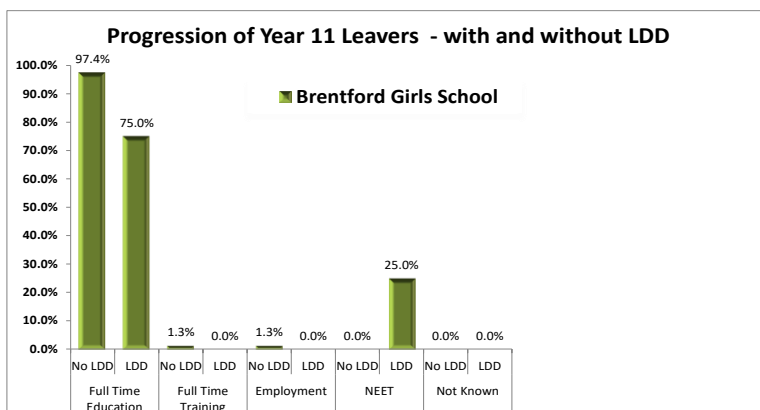
Comparisons by gender for 2021 leavers

This is a summary of the routes taken by young people leaving Year 11 by gender for the 2021 academic year.



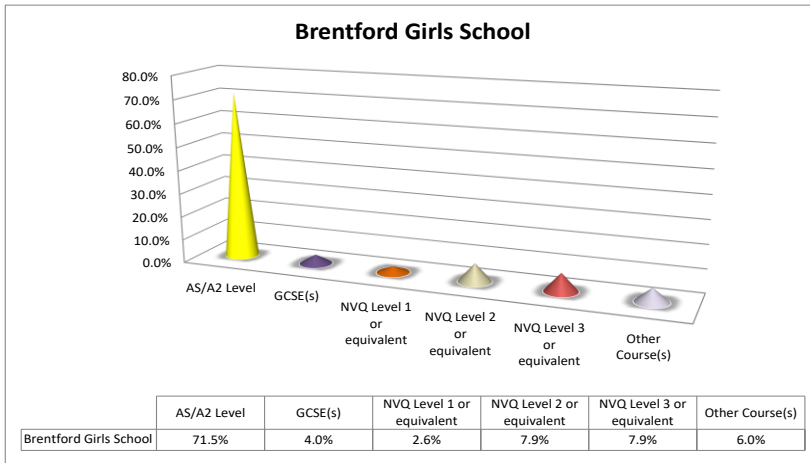
Additional Needs Comparison

Destinations of young people needing additional support as a result of a learning difficulty or disability compared with mainstream destinations of their peers not recorded to have a learning difficulty or disability.



Education choices

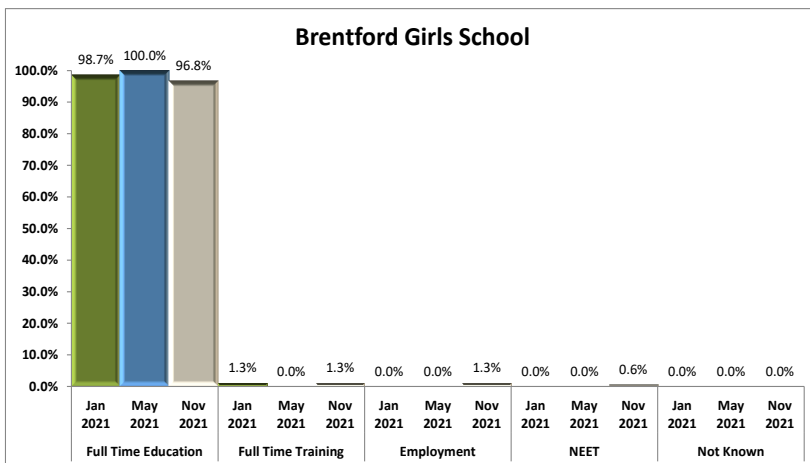
Of those pupils continuing in full-time education in 2021/22, here is a breakdown of the courses they have entered after completing their Year 11 studies.



NB: Level 3 includes BTEC National Courses

Progression from Intended Destinations to Actual Destinations

The following chart shows the intended destinations of Year 11 students in January 2021 – what they intended to do on completing their Year 11 studies, and then in May 2021 – what they went on to do about this, including making sixth form and college applications, and in November 2021 – what they have actually taken up for the 2021/22 academic year.



This Destination Survey is produced by Education Development Trust as part of our suite of services to schools and Local Authorities. If you require any further details regarding the above, please contact: inspiringcareers@educationdevelopmenttrust.com